

**MAYOR:**  
Bradley D. Belt

**TOWN ADMINISTRATOR:**  
Stephanie Tillerson

**TOWN ATTORNEY:**  
Stafford J. McQuillin III



**MAYOR PRO TEMPORE:**  
Russell A. Berner

**COUNCIL MEMBERS:**  
E. Luke Farrell  
Madeleine Kaye  
Vacant

## PUBLIC SAFETY COMMITTEE MEETING

Municipal Center Council Chambers  
September 19, 2024; 11:00 AM

### AGENDA

- I. **Call to Order:**
- II. **Roll Call:**
- III. **Approval of Minutes:**
  - A. Public Safety Committee Meeting Minutes of March 14, 2024
  - B. Special Call Public Safety Committee Meeting Minutes of April 16, 2024
  - C. Public Safety Committee Meeting Minutes of June 13, 2024
  - D. Public Safety Committee Meeting Minutes of July 11, 2024
- IV. **Agency Updates (as required)**
  - A. Charleston County Sheriff's Department
  - B. St. John's Fire District
  - C. Charleston County Emergency Medical Services
  - D. Beach Patrol
  - E. Kiawah Island Community Association
- V. **Old Business:**
  - A. Update on the Comprehensive Public Safety Feasibility Study
- VI. **New Business:**
  - A. Discussion of Land Sail Carts
- VII. **Chairman's Updates**
- VIII. **Committee Members' Comments:**
- IX. **Citizens Comments:**
- X. **Adjournment:**

**Town of Kiawah Island**  
**PUBLIC SAFETY COMMITTEE MEETING**  
Municipal Center Council Chambers  
March 14, 2024; 11:00 am

Minutes

I. **Call to Order:** *Mr. Harris called the meeting to order at 11:30 am.*

II. **Roll Call:**

**Present:** Craig Harris, *Chairman*  
Yvonne Johnstone  
Nancy Robison  
Steve Rolando  
Mark Ruppel  
Al Sines

**Absent:** Bill Thomae

**Also Present:** Fire Chief Kunitzer, *St. Johns Fire District*  
Assistant Deputy Chief Palawasta, *Charleston County EMS*  
Rob Edgerton, *Beach Patrol*

III. **Approval of Minutes:**

A. Public Safety Committee Meeting Minutes of January 17, 2024

*Mr. Ruppel made a motion to approve the minutes of the October 11, 2023, Public Safety Committee meeting. Ms. Johnstone seconded the motion, and it was unanimously approved.*

IV. **Citizens' Comments:**

None

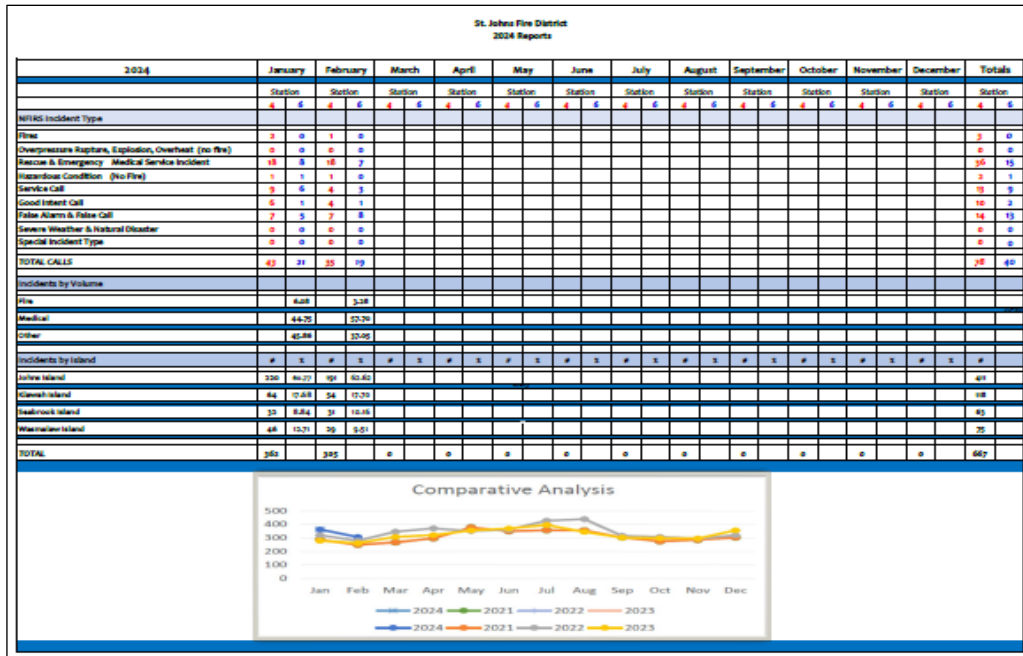
V. **Agency Updates (as required)**

A. Charleston County Sheriff's Department

<b>Town of Kiawah Monthly Report</b>	<b>February</b>	<b>Year to Date</b>
Number of all Written Report (excluding accident reports)	9	18
Accident Reports – Vehicle Mishaps	7	14
Number of Calls Handle Not Requiring a Report	50	99
Number of Traffic Stops	21	48
<b>TOTAL NUMBER OF CALLS HANDLED (dispatched/self-generated)</b>	<b>87</b>	<b>179</b>
Written Warnings Issued	16	42
Traffic Citations Issued	5	6
Total Warnings and Citations Issued	21	48
Alarms	21	47
Specific Patrols Requests	170	360

No additional report.

B. St. John's Fire District



Fire Chief Kunitzer reviewed having first responders available to handle EMS or other incidents as well as a fire marshal on site to monitor crowd movement and ensure access in and out of the site. Also, with the recent rain event, which caused flooding on the island, weather forecasts are being monitored for operational impacts.

Fire Chief Kunitzer indicated that Station Four's apparatus was changed from a tower to a compact ladder truck for better access in tight areas and to enhance high-rise responses. He also indicated that Advanced and Basic EMT training classes were still ongoing and aimed to increase care levels throughout the district.

Mr. Ruppel praised Fire Chief Kunitzer and his personnel for the effective flood response and teamwork. Mr. Harris questioned if there were any issues or recommendations for the Town to assist in responses. Fire Chief Kunitzer emphasized Mr. Spicher's contribution to development processes, team adaptability, and response strategies preparations.

**C. Charleston County Emergency Medical Services**

KIAWAH							29 DAYS				
2/1/2024 thru 2/29/2024							Feb 01 thru Feb 29				
	Overall	Echo	Delta	Charlie	Bravo	Alpha	2024	2023	2022	2021	2020
Responses	24	1	7	4	10	2	24	28	21	16	13
Avg Responses per Day	0.8	0.0	0.2	0.1	0.3	0.1	0.8	1.0	0.8	0.6	0.4
Avg Response Time	11:18	13:36	12:09	08:36	11:47	10:16	11:18	11:23	13:37	14:57	15:50
Fractile	58%	0%	43%	100%	60%	50%	58%	64%	38%	38%	54%
% > 20 Minutes	13%	0%	14%	0%	20%	0%	13%	7%	14%	13%	15%

Deputy Chief Palawasta reviewed the operational metrics for February. There were 24 responses to Kiawah, with an average response time of 11:18. The two significant anomalies of response times of over 20 minutes were due to multiple calls occurring at the same time. Fortunately, they were low-acuity calls that were transported to the hospital of their choice.

Responding to a question about whether the Edisto Station was staffed 24/7, Deputy Chief Palawasta indicated that it was a 24-hour truck but that the crew had been relocated to temporary accommodations at St. Paul Station 5 due to a new facility being constructed at the Edisto Station. The hope was that the new station would be completed within a year and that it would aim to improve service delivery.

D. Beach Patrol

Enforcement	Subcategory	Verbal Warning	Written Warning	Citation	Violation Total
Alcohol 15-208		0	0	0	0
Alligator 15-501		0	0	0	0
Beached Boat 16-803		0	0	0	0
Beach Fire 15-105		0	0	0	0
Build Permit		0	0	0	0
Business License		0	0	0	0
Critical Habitat 16-604		39	0	0	39
Disciplinary 15-204		0	0	0	0
Drone 7-302		2	0	0	2
Dune 16-403		24	0	0	24
Fireworks 15-209		0	0	0	0
Glass 16-818		1	0	0	1
Harmful Animal 16-810		0	0	0	0
Leash 7-201		1	1	0	2
Lights 16-107		0	0	0	0
Littering 15-212		0	0	0	0
Narcotics 15-213		0	0	0	0
Noise 15-306		0	0	0	0
Nudity 16-806		0	0	0	0
Other		0	0	0	0
Parking 13-103		1	0	0	1
Personal Article Storage 8-119		0	0	0	0
Plastic 14-402		0	0	0	0
Shovel 16-409		0	0	0	0
Storage 16-805		0	0	0	0
STR Bikes (Beach Gear 14-506f)		0	0	0	0
STR Parking 14-506d		0	0	0	0
STR Parking 14-506d(1)		0	0	0	0
STR Parking 14-506d(2)		0	0	0	0
STR Trash 14-506e(1)		0	0	0	0
Swim Wade 15-314		0	0	0	0
Trespass 15-119		0	0	0	0
Vehicle 16-302b		1	0	0	1
<b>Total</b>		<b>69</b>	<b>1</b>	<b>0</b>	<b>70</b>

Enforcement	Subcategory	Verbal Warning	Written Warning	Citation	Violation Total
Alcohol 15-208		0	0	0	0
Alligator 15-501		0	0	0	0
Beached Boat 16-803		0	0	0	0
Beach Fire 15-105		0	0	0	0
Build Permit		0	0	0	0
Business License		0	0	0	0
Critical Habitat 16-604		0	0	0	0
Disciplinary 15-204		0	0	0	0
Drone 7-302		0	0	0	0
Dune 16-403		0	0	0	0
Fireworks 15-209		0	0	0	0
Glass 16-818		1	0	0	1
Harmful Animal 16-810		0	0	0	0
Leash 7-201		1	0	0	1
Lights 16-107		0	0	0	0
Littering 15-212		0	13	0	13
Narcotics 15-213		0	0	0	0
Noise 15-306		2	0	0	2
Nudity 16-806		0	0	0	0
Other		1	0	0	1
Parking 13-103		1	0	0	1
Personal Article Storage 8-119		0	6	0	6
Plastic 14-402		0	0	0	0
Shovel 16-409		0	0	0	0
Storage 16-805		0	0	0	0
STR Bikes (Beach Gear 14-506f)		0	24	0	24
STR Parking 14-506d		0	4	0	4
STR Parking 14-506d(1)		0	3	0	3
STR Parking 14-506d(2)		0	4	0	4
STR Trash 14-506e(1)		0	0	0	0
Swim Wade 15-314		0	0	0	0
Trespass 15-119		0	0	0	0
Vehicle 16-302b		0	0	0	0
<b>Total</b>		<b>6</b>	<b>54</b>	<b>0</b>	<b>60</b>

Mr. Edgerton indicated that training was well underway, along with additional interviews and hiring, which would likely continue through the first two weeks of May before being fully staffed and fully trained. He discussed the training collaborations with Hilton Head's shore beach service and wildlife, as well as an alligator harassment issue on the golf course, revealing a gap in wildlife protection ordinances covering alligators that should be addressed.

E. Kiawah Island Community Association

KICA Security Report  
Monthly Statistics: February 2024

	2022	2023	2024
Deer Related Accidents (no personal injury)	1	0	0
False Residential Alarms	2	1	1
Vehicles passed through the Main Gate	146,206	150,338	161,995
Vehicles passed through the Vanderhorst Gate	86,779	92,171	96,632

Mr. Ruppel indicated that the Community Association would be forming a workgroup, hopefully

including some of the Public Safety Committee members, to talk about the culture of flooding, the issues, what KICA is doing, and being more proactive rather than reactive. KICA will be starting its last mitigation project, Project Six, which will at least approach the issues seen during the flooding event on Saturday into Sunday.

Council Member Berner discussed the impact of a speed monitoring device at the second gate, which alerts motorists to a 10-mile-an-hour speed limit, creating a potentially dangerous situation and what could be a solution. In response, Mr. Ruppel stated that it would be a KICA Board decision to raise that speed limit and that the device would be there temporarily and moved every two weeks.

## VI. Old Business: (Updates)

### A. Feasibility Study

Mr. Harris stated that the closing date for the submission of bids for the Law enforcement Feasibility Study is March 8 at one o'clock. Currently, the Town has received submissions from five consult consulting groups. A sub-committee will be formed to thoroughly review and evaluate the submissions and make a recommendation to the Public Safety Committee (PSC). After its review, the PSC will make a recommendation to the Ways and Means Committee, which will make a recommendation to the Town Council for final approval.

### B. Wedding on Beach

Mr. Harris stated that despite the PSC tabling the Weddings on Beach item, there have been numerous requests and suggested forming a workgroup to take a deep dive into the topic.

**Mr. Ruppel made a motion to create a sub-committee to review "Weddings on the Beach." Ms. Johnston seconded the motion, and it was unanimously approved.**

## VII. New Business:

### A. Review and Recommendation of the AirMedCare Network Contract Renewal

Chairman Harris stated that the contract to provide air medical transport benefits has been provided to the community since 2016. The renewal cost has not changed and is grandfathered since the Municipal Plan is no longer offered.

**Mr. Ruppel made a motion to recommend the renewal of the contract with AirMedCare Network to the Ways and Means Committee. Ms. Johnstone seconded the motion, and it was unanimously approved.**

### B. Annual Tabletop Exercise

Mr. Harris stated that an email would be going out with possible dates in the latter part of April for this year's annual emergency preparedness tabletop exercise. It will be similar to what was done last year but maybe a little more intense and will involve dealing with multiple incidents. Charleston County Emergency Management is working on getting someone from the state EMD to help facilitate the exercise.

### C. Traffic Mitigation

Committee Members discussed the ongoing traffic mitigation efforts, which included the CSO (Customer Services Officer) being stationed at the front gate in the mornings. There was also an in-depth discussion of operational planning for upcoming events and public safety initiatives for the Fourth of July and Beachwalker County Park that included input from STJFD and EMS.

### D. Emergency Preparedness Day

The date for the Emergency Preparedness Day was finalized for Friday, May 31<sup>st</sup> at the Sandcastle from 9:00 am to 1:00 pm. Members of the CERT (Citizens Emergency Response Team) will be recognized for

their volunteer work on the Triathlon and Marathon events over the past several years.

**VIII. Chairman's Updates (open)**

Mr. Harris thanked those attending the operation workroom. The workgroup consists of operational staff from STJFD, EMS, Sheriff's Department, KICA, the Resort, Beach Patrol, and Charleston County Emergency Management Directors who meet bimonthly to look at unmet needs in the area. The workgroup is now working on an incident action plan for the Fourth of July as well as other events.

**IX. Committee Members' Comments:**

New committee members introduced themselves and discussed their backgrounds. Mr. Seins indicated that his background was in law enforcement, electrical engineering, and consulting on public safety communications systems. Mr. Rolando was a former New York State Police and DEA officer and is now a John Fire District Commissioner, a CERT member, and on a KICA task force.

**X. Adjournment:**

*Mr. Ruppel made a motion to adjourn the meeting at 11:55 pm. Ms. Johnstone seconded the motion, and it was unanimously approved.*

Submitted by,

\_\_\_\_\_  
Petra S. Reynolds, Town Clerk

\_\_\_\_\_  
Date

DRAFT

**Town of Kiawah Island**  
**PUBLIC SAFETY COMMITTEE MEETING**

Virtually Via Zoom  
April 16, 2024, 1:30 pm

Minutes

**I. Call to Order: Mr. Harris called the meeting to order at 1:30 pm.**

**Present:** Craig Harris, Chairman  
Yvonne Johnstone  
Bill Thomae  
Mark Ruppel

**Absent:** Al Sines  
Nancy Robison

**II. Old Business:**

**A. TOKI Law Enforcement Feasibility Study Consultant Recommendation of the Proposal from CSPM (Center for Public Safety Management, LLC)**

Mr. Harris stated that five consultant groups submitted their bids in response to the Law Enforcement Feasibility Study RPF. A sub-committee reviewed and evaluated the resumes and the backgrounds of these five groups, and the proposal from CSPM (Center for Public Safety Management, LLC) scored the highest. The sub-committee endorsed the recommendation of the proposal from CSPM to the Ways and Means Committee.

**Mr. Thomae made a motion to recommend the proposal from CSPM (Center for Public Safety Management, LLC) to the Ways and Means Committee. Ms. Johnstone seconded the motion.**

Mr. Harris noted that the feasibility study proposal cost of \$72,606.00 for all phases is within the \$80,000.00 that was budgeted.

**Following the discussion, the motion was unanimously approved.**

**III. New Business:**

None

Ms. Johnstone addressed an incident at the Resort on Saturday night into Sunday morning involving Resort staff and a deputy, hospitalizations, and a 25 to 30-minute response by the Charleston County Sheriff's office. The incident was attributed to someone being under the influence.

Ms. Harris stated that a deputy was shown to be clocked in around 12:00 am prompted him to send a letter to Lieutenant Brokaw for a meeting.

Traffic measures and additional staffing for Beachwalker and Kiawah Island Parkway until Labor Day were also discussed.

Mr. Harris also reminded everyone of the tabletop exercise on May 3<sup>rd</sup> and Emergency Prepared Day on May 31<sup>st</sup>.

**IV. Adjournment:**

**Mr. Ruppel made a motion to adjourn the meeting at 1:50 pm. Ms. Johnstone seconded the motion, and it was unanimously approved.**

**Submitted by,**

\_\_\_\_\_  
**Petra S. Reynolds, Town Clerk**

\_\_\_\_\_  
**Date**

DRAFT

**Town of Kiawah Island**  
**PUBLIC SAFETY COMMITTEE MEETING**  
Municipal Center Council Chambers  
**June 13, 2024; 11:00 AM**

Minutes

**I. Call to Order: Mr. Harris called the meeting to order at 11:30 am.**

**Present:** Russell Berner, Chairman  
Yvonne Johnstone  
Steve Roland  
Nancy Robison  
Mark Ruppel

**Absent:** Bill Thomae  
Al Sines

**Also Present:** Craig Harris, Public Safety Director  
Lieutenant Brokaw, Charleston County Sheriff's Office  
Assistant Chief Praise, St. Johns Fire District  
Deputy Chief Winn, Charleston County EMS  
Assistant Deputy Chief Palawasta, Charleston County EMS  
Rob Edgerton, Beach Patrol  
Michael Sosnowski, Beach Patrol/Code Enforcement

Council Member Berner explained that Mayor Belt had decided to have all committee meetings chaired by a council member so he could take over from Mr. Harris in accordance with the mayor's policy.

**II. Approval of Minutes:**

**A.** Public Safety Committee Meeting Minutes of January 17, 2024

**Mr. Ruppel made a motion to approve the minutes of the January 17, 2024, Public Safety Committee meeting. Ms. Johnstone seconded the motion, and it was unanimously approved.**

**B.** Public Safety Committee Meeting Minutes of March 14, 2024

**C.** Special Call Public Safety Committee Meeting Minutes of April 16, 2024

Approval of the minutes of the March and April meetings was deferred to the next meeting.

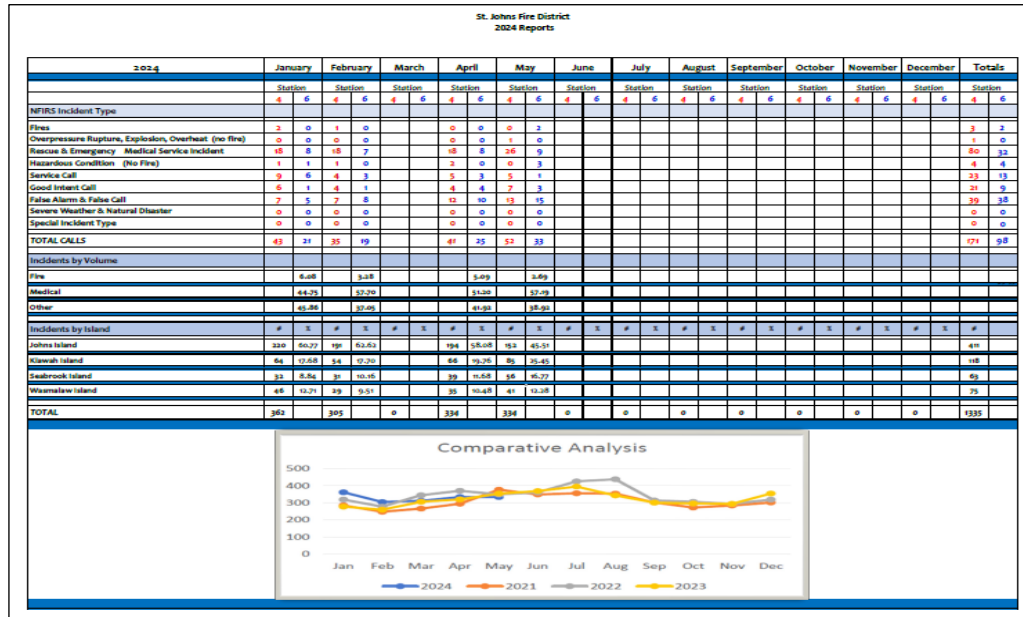
**III. Agency Updates (as required)**

**A.** Charleston County Sheriff's Department

<b>Town of Kiawah Monthly Report</b>	<b>May</b>	<b>Year to Date</b>
Number of all Written Report (excluding accident reports)	15	74
Accident Reports - Vehicle Mishaps	4	42
Number of Calls Handle Not Requiring a Report	76	273
Number of Traffic Stops	20	99
<b>TOTAL NUMBER OF CALLS HANDLED (dispatched/self-generated)</b>	<b>115</b>	<b>488</b>
Written Warnings Issued	18	75
Traffic Citations Issued	2	10
Total Warnings and Citations Issued	20	85
Alarms	36	109
Specific Patrols Requests	317	905

Lieutenant Brokaw, having given a copy of the report to Mr. Harris, discussed the incident that occurred in front of a Kiawah residence. Two of the five people were identified and issued trespass notices from the island following an incident. KICA, deputies working in the area, as well as dispatch were made aware of the individuals and given pictures. It was noted that KICA patrol checks the residence three times per shift.

**B. St. John's Fire District**



Assistant Deputy Praise discussed the fire incidents on the island in May:

- Beach Club - a result of some equipment failure in the kitchen
- Surfsong - an electrical fire that started pine straw outside of a residence and some scorching to the staircase leading to the residence.

Off Island:

- Trench box rescue in the Kiawah River Plantation – STJFD teams, along with partner agencies in the region, work for more than three hours to free the subject from the trench.
- Oak Point – a lightning strike caused moderate damage to the residence

To improve our capabilities with flood rescues, the STJFD, in partnership with Barrier Island Ocean Rescue and the South Carolina National Guard, participated in regional training, practicing boat rescues along with helicopter aquatic rescues through the National Guard program. STJFD hosts a three-day event for the state, which includes the South Carolina Task Force and partner agencies with Charleston, James Island, North Charleston, and Mount Pleasant. Charleston EMS and Charleston County Sheriff's Office also attended.

**C. Charleston County Emergency Medical Services**

Charleston County EMS Incident Data - Town of Kiawah						
Number of Days in Report: 30		Month: April	Year: 2024			
<b>Countywide Response Data</b>	<b>Overall</b>	<b>Alpha</b>	<b>Bravo</b>	<b>Charlie</b>	<b>Delta</b>	<b>Echo</b>
Responses	27	6	6	7	7	1
% of All Responses	100.00%	22.22%	22.22%	25.93%	25.93%	3.70%
Average Responses Per Day	0.90	0.20	0.20	0.23	0.23	0.03
Average Response Time	00:13:49	00:21:32	00:11:08	00:11:17	00:12:56	00:07:20
Fractile	59.26%	50%	67%	71%	43%	100%
% > 20 Minute Response	11.11%	33.33%	0.00%	0.00%	14.29%	0.00%
% > 30 Minute Response	7.41%	33.33%	0.00%	0.00%	0.00%	0.00%
Average Daily Total Staffing Hours	415	Average Daily Core Hours			9.780	
Average Daily Total ALS Hours	327				% Core BLS	26.77%
Average Daily Total BLS Hours	87.83					

Deputy Chief Winn provided updates on May's response times. There were 40 total responses to Kiawah; 28 of those were transports. The average response time was 12:11, with three calls close to 30 minutes. One of those was due to an inaccurate time frame because either the crew didn't push or the GPS connection was lost. Also highlighted were agency collaboration in the trench rescue, operational updates, and new hires.

**D. Beach Patrol**

Enforcement	Subcategory	Verbal Warning	Written Warning	Citation	Violation Total
	Alcohol 15-208	0	0	0	0
	Alligator 15-501	0	0	1	1
	Beached Boat 16-803	0	0	0	0
	Beach Fire 15-105	0	0	0	0
	Build Permit	0	0	1	1
	Business License	1	0	1	2
	Critical Habitat 16-604	90	6	0	96
	Discourtesy 15-204	0	0	0	0
	Drone 7-302	7	0	1	8
	Dune 16-403	120	1	0	121
	Fireworks 15-209	0	1	0	1
	Glass 16-810	16	0	0	16
	Harmful Animal 16-810	6	0	0	6
	Leash 7-201	150	10	2	162
	Lights 16-107	0	0	0	0
	Littering 15-212	1	0	0	1
	Narcotics 15-213	0	0	0	0
	Noise 15-306	1	0	0	1
	Nudity 16-806	3	0	0	3
	Other	2	0	1	3
	Parking 13-103	10	0	12	22
	Personal Article Storage 8-119	0	0	0	0
	Plastic 14-402	0	0	0	0
	Shovel 16-404	22	0	0	22
	Storage 16-805	0	3	0	3
	GTR Bike (Beach Gear 14-506f)	0	0	0	0
	GTR Parking 14-506d	0	0	0	0
	GTR Parking 14-506d(1)	0	0	0	0
	GTR Parking 14-506d(5)	0	0	0	0
	GTR Trash 14-506e(1)	0	0	0	0
	Swim Wade 15-314	13	0	0	13
	Trespass 15-119	0	0	0	0
	Vehicle 16-302b	27	2	0	29
	<b>Total</b>	<b>469</b>	<b>23</b>	<b>39</b>	<b>511</b>

Enforcement	Subcategory	Verbal Warning	Written Warning	Citation	Violation Total
	Alcohol 15-208	0	0	0	0
	Alligator 15-501	0	0	1	1
	Beached Boat 16-803	0	0	0	0
	Beach Fire 15-105	0	0	0	0
	Build Permit	0	0	0	0
	Business License	1	0	0	1
	Critical Habitat 16-604	1	0	0	1
	Discourtesy 15-204	0	0	0	0
	Drone 7-302	1	0	0	1
	Dune 16-403	1	0	0	1
	Fireworks 15-209	4	1	0	5
	Glass 16-810	3	0	0	3
	Harmful Animal 16-810	1	0	0	1
	Leash 7-201	15	4	1	20
	Lights 16-107	35	0	0	35
	Littering 15-212	0	38	0	38
	Narcotics 15-213	0	0	0	0
	Noise 15-306	10	3	0	13
	Nudity 16-806	3	4	2	9
	Other	1	0	2	3
	Parking 13-103	2	0	2	4
	Personal Article Storage 8-119	0	47	1	48
	Plastic 14-402	0	0	0	0
	Shovel 16-404	2	0	0	2
	Storage 16-805	0	1	0	1
	GTR Bike (Beach Gear 14-506f)	0	151	1	152
	GTR Parking 14-506d	2	18	1	21
	GTR Parking 14-506d(1)	0	13	0	13
	GTR Parking 14-506d(5)	1	9	1	11
	GTR Trash 14-506e(1)	0	6	1	7
	Swim Wade 15-314	0	0	0	0
	Trespass 15-119	0	0	0	0
	Vehicle 16-302b	0	0	0	0
	<b>Total</b>	<b>80</b>	<b>205</b>	<b>11</b>	<b>296</b>

Mr. Edgerton's discussion covered the submission of statistics and efforts with Mr. Gottshalk to replace a poorly visible sign at Captain Sam's concerning the no swimming ordinance located in a critical habitat. The success of Swim Across America, coordinated by Ms. Johnstone's team and supported by Beach Patrol, was also emphasized.

Also discussed were wildlife call increases, short-term rental ordinance violations, and coyote predation, with a follow-up planned with Mr. Jordan. The formation of a dedicated patrol division, Memorial Day coordination, and Fourth of July preparations were highlighted. Traffic mitigation, including QR code signs and Google navigation adjustments, was reviewed.

**E. Kiawah Island Community Association**

KICA Security Report  
Monthly Statistics: May 2024

	2022	2023	2024
Deer Related Accidents (no personal injury)	1	0	1
False Residential Alarms	2	0	0
Vehicles passed through the Main Gate	193,247	236,559	229,139
Vehicles passed through the Vanderhorst Gate	118,766	136,266	118,669

Mr. Ruppel reported on the formation of a dedicated patrol division, separate from the staff at the main gate and the V gate. Also highlighted were the record number of vehicles during the Memorial Day Holiday, coordination to keep traffic moving, and the Fourth of July preparations.

**IV. Old Business:**

**A. Traffic Mitigation**

Mr. Harris reviewed some of the steps taken over the past two years to mitigate the traffic issues at the Beachwalker Drive/Kiawah Island Parkway intersection.

- The Town hired a Community Service Officer to direct traffic at the intersection during the week and through holiday weekends.
- Working with Charleston County Park Recreation to open the gate for people to come into the park an hour earlier.
- KICA Board Members approved putting some restrictions on contractors during the holidays.
- KiCA using two QR code signs was noted to help tremendously.
- Google navigation adjustments – directions currently indicate that Beachwalker Park is inside the gate.

**B. Beach Ordinance (Shibumi Shades, Loud Music, Dogs on Leash)**

Mr. Sosnowski discussed Shibumi Shades, or Wind-Driven Shades disturbances, noting the increasing numbers being used on the beach. From the Beach Patrol standpoint, they are a visual disturbance, directly impacting the ability to see down the beach, and property owners have made several complaints regarding both the visual disturbance and the noise that they create on the beach, noting restrictions in other beach communities.

The committee discussed banning wind-driven shades, like Shibumi, to improve public safety and lifeguards' visibility, hindered by these shades' motion. Enforcement challenges, alternatives (umbrellas, pop-up canopies), and the impact of such a ban on property owners and beach patrols were considered. The discussion referenced Virginia Beach's shade structure restrictions, enforcement, the potential for quieter canopies, the financial impact on shade owners (\$350), and the necessity of radio communication due to obstructed sightlines. Concerns over community pushback and the effectiveness of alternatives like tailgate tents in preserving sight lines were also discussed.

Mr. Berner suggested that if the committee agrees, an ordinance could be drafted for the Council's consideration, acknowledging the opinions of the experts, Beach Patrol, on the issue and expressing their support for this action.

**Mr. Ruppel made a motion to draft an ordinance forbidding Shibumi Shades on the beach. The motion was seconded and unanimously approved.**

Mr. Harris was directed to draft an ordinance prohibiting the use of 'Shibumi Shades,' with a proposal to use 'wind-driven shades' for inclusivity.

The committee discussed loud music issues, mentioning Bluetooth speakers and the challenge of

enforcing noise ordinances on the beach. Mr. Edgerton stated that complaints are occasionally received throughout the summer, but none are outside the jurisdiction of the existing noise ordinance. Still, he felt that part of the problem with the increased volume was the increased noise created by wind-driven shades.

The members agreed that an amendment to the current noise ordinance specific to the beach would require more data. Most people are unaware of the noise and would comply with the request to turn down the volume. Also, considering the amount of space available, it is possible to move where it is less noisy.

The committee's 'dogs on leash' discussion referenced a biting incident. It included the additional enforcement of the existing ordinance, the role of signage in informing the public, and the responsibilities of dog owners to educate themselves on the rules. The potential of drone technology for enforcement was highlighted, with plans to review its effectiveness, particularly for incidents not visible to Beach Patrol or occurring post-patrol hours, like those around twilight.

**V. New Business:**

**A. To Discuss and Recommend to the Public Works Department a Resolution to Slow Down the Bike Traffic Approaching the Cassique Ingress/Egress**

The committee discussed enhancing bicycle safety along the Kiawah Island Parkway bike path, especially at the entrance to Cassique. They deliberated employing a traffic control officer for safety awareness, repainting faded signs, and evaluating communication strategies to educate the community to inform cyclists that you have a stop sign. Bollards were discussed but not favored.

**B. Update on the Comprehensive Public Safety Feasibility Study Center Working with the Center for Public Safety Management (CPSM)**

Mr. Harris stated that he is in the final stage of getting the feasibility study contract with the Center for Public Safety Management finalized and that the consultants had already started collecting data from the Charleston County Consolidated Dispatch.

**VI. Chairman's Updates**

None

**VII. Committee Members' Comments:**

Mr. Rolando thanked all the agencies for their support and the work that they do.

Mr. Harris noted that the date of the full-scale tabletop exercise had been changed to July 31<sup>st</sup>.

**VIII. Citizens Comments:**

None

**IX. Adjournment:**

***Mr. Ruppel made a motion to adjourn the meeting at 12:23 pm. Ms. Robison seconded the motion, and it was unanimously approved.***

Submitted by,

\_\_\_\_\_  
**Petra S. Reynolds, Town Clerk**

\_\_\_\_\_  
**Date**

**TO: Town of Kiawah Island**  
**FROM: Lt. C. W. Brokaw**  
**DATE: September 3, 2024**

**SUBJECT: Monthly Activity Report / August 2024**

<b>Town of Kiawah Monthly Report</b>	<b>August</b>	<b>Year to Date</b>
Number of all Written Report (excluding accident reports)	19	135
Accident Reports – Vehicle Mishaps	5	67
Number of Calls Handle Not Requiring a Report	98	522
Number of Traffic Stops	31	215
<b>TOTAL NUMBER OF CALLS HANDLED</b> (dispatched/self-generated)	153	939
Written Warnings Issued	23	182
Traffic Citations Issued	8	35
Total Warnings and Citations Issued	31	217
Alarms	47	254
Specific Patrols Requests	173	1733

<b>Time of Call Or Traffic Stop</b>	<b># Calls Responded To</b>	<b>Traffic Stops</b>
<b>12:00am-7:59am</b>	<b>21</b>	<b>1</b>
<b>8:00am-3:59pm</b>	<b>51</b>	<b>15</b>
<b>4:00pm-11:59pm</b>	<b>50</b>	<b>15</b>

<b>FRESHFIELDS AND OFF ISLAND</b> (these numbers are reflected in above stats)		
<b>Types of Calls</b>	<b>August</b>	<b>Year to date</b>
<b>Incidents</b>	<b>5</b>	<b>42</b>
<b>Alarms</b>	<b>5</b>	<b>47</b>
<b>Accidents</b>	<b>1</b>	<b>24</b>
<b>Traffic Stops</b>	<b>1</b>	<b>33</b>

**Reports Written:**

**Collisions/Incidents on Island:**

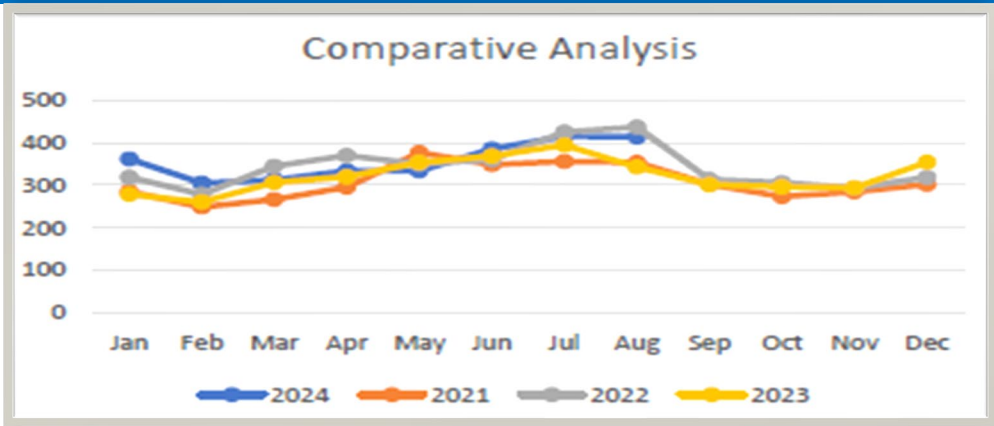
Month /Day	Incident	Month /Day	Incident
08/02	Fraud – Surfscoter Ln	08/03	Collision - KIPW
08/05	Found Property – KIPW and Beachwalker	08/06	Disabled Motorist – KIPW and Sora Rail
08/07	Injured Animal – KIPW and Oyster Rake	08/07	Agency Assist – Ocean Course Dr.
08/10	Suspicious Circumstances – Kiawah Beach Dr.	08/10	Past Theft – Blue Heron Pond
08/11	Property Damage – KIPW and Beachwalker	08/13	Alarm – Bass Creek
08/16	Property Damage – Kestrel Ct.	08/23	Collision – Governors Dr.
08/23	Collision – 1 Sanctuary Beach Dr.	08/27	Alarm – Burroughs Hall
08/27	Alarm – Old Dock Rd.	08/29	Agency Assist – Evening Bend
08/30	Collision – Bulrush Ln. and Summer Duck Way		

**Collisions/Incidents in Freshfields and Off Island:**

Month /Day	Incident	Month /Day	Incident
08/01	Officer initiated call - 679 Freshfields Dr.	08/02	Collision – 624 Freshfields Dr.
08/04	Weapon Incident – Betsey Kerrison and KIPW	08/11	Alarm - 639 Freshfields Dr.
08/15	Trespassing – 420 Freshfields Dr.	08/22	Disturbance – 510 Freshfields Dr.
08/26	Past Theft – 510 Freshfields Dr.		

**St. Johns Fire District  
2024 Reports**

2024	January		February		March		April		May		June		July		August		September		October		November		December		Totals			
	Station	Station	Station	Station	Station	Station	Station	Station	Station	Station	Station	Station	Station	Station	Station	Station	Station	Station	Station	Station	Station	Station	Station	Station	Station	Station	Station	
NFIRS Incident Type	4	6	4	6	4	6	4	6	4	6	4	6	4	6	4	6	4	6	4	6	4	6	4	6	4	6		
Fires	2	0	1	0	0	0	0	0	0	2	0	2	1	2	2	0										6	6	
Overpressure Rupture, Explosion, Overheat (no fire)	0	0	0	0	0	0	0	0	1	0	0	0	0	0	0	0										1	0	
Rescue & Emergency Medical Service Incident	18	8	18	7	14	8	18	8	26	9	32	9	33	19	20	4										179	72	
Hazardous Condition (No Fire)	1	1	1	0	0	1	2	0	0	3	2	1	1	0	5	1										12	7	
Service Call	9	6	4	3	4	3	5	3	5	1	6	3	9	0	15	5										57	24	
Good Intent Call	6	1	4	1	3	5	4	4	7	3	10	2	6	3	6	1										46	20	
False Alarm & False Call	7	5	7	8	16	11	12	10	13	15	11	12	23	23	17	22										106	106	
Severe Weather & Natural Disaster	0	0	0	0	0	0	0	0	0	0	0	0	0	0	0	1										0	1	
Special Incident Type	0	0	0	0	0	0	0	0	0	0	0	0	0	0	1	0										1	0	
<b>TOTAL CALLS</b>	<b>43</b>	<b>21</b>	<b>35</b>	<b>19</b>	<b>37</b>	<b>28</b>	<b>41</b>	<b>25</b>	<b>52</b>	<b>33</b>	<b>61</b>	<b>29</b>	<b>73</b>	<b>47</b>	<b>66</b>	<b>34</b>										<b>408</b>	<b>236</b>	
Incidents by Volume																												
Fire		6.08		3.28		4.49		5.09		2.69		4.15		2.64		1.21												
Medical		44.75		57.70		50.32		51.20		57.19		49.48		51.44		44.44												
Other		45.86		37.05		45.19		41.92		38.92		44.82		45.67		53.62												
Incidents by Island	#	%	#	%	#	%	#	%	#	%	#	%	#	%	#	%	#	%	#	%	#	%	#	%	#	%	#	%
Johns Island	220	60.77	191	62.62			194	58.08	152	45.51	204	52.85	210	50.48	218	52.66											411	
Kiawah Island	64	17.68	54	17.70			66	19.76	85	25.45	90	23.32	120	28.85	100	24.15											118	
Seabrook Island	32	8.84	31	10.16			39	11.68	56	16.77	41	10.62	51	12.26	56	13.53											63	
Wasmalaw Island	46	12.71	29	9.51			35	10.48	41	12.28	51	13.21	35	8.41	40	9.66											75	
<b>TOTAL</b>	<b>362</b>		<b>305</b>		<b>0</b>		<b>334</b>		<b>334</b>		<b>386</b>		<b>416</b>		<b>414</b>		<b>0</b>		<b>0</b>		<b>0</b>		<b>0</b>		<b>0</b>		<b>2551</b>	





# Charleston County EMS

## Incident Data - Town of Kiawah



Month  Year

Number of Days in Report: 31

Countywide Response Data	Overall	Alpha	Bravo	Charlie	Delta	Echo
Responses	49	13	17	6	13	0
% of All Responses	100.00%	26.53%	34.69%	12.24%	26.53%	0.00%
Average Responses Per Day	1.58	0.42	0.55	0.19	0.42	(Blank)
Average Response Time	00:14:38	00:14:34	00:16:04	00:15:30	00:12:24	
Fractile	42.86%	54%	41%	33%	38%	0%
% > 20 Minute Response	14.29%	15.38%	11.76%	16.67%	15.38%	(Blank)
% > 30 Minute Response	6.12%	7.69%	11.76%	0.00%	0.00%	(Blank)
Average Daily Total Staffing Hours	410	Average Daily Core Hours			9,960	
Average Daily Total ALS Hours	282	% Core BLS			39.41%	
Average Daily Total BLS Hours	127.61					

Hour	Incidents	Avg Resp Time	Fractile
0	0		0.00%
1	0		0.00%
2	0		0.00%
3	1	00:17:55	0.00%
4	0		0.00%
5	0		0.00%
6	1	00:16:04	0.00%
7	1	00:10:18	100.00%
8	2	00:15:38	0.00%
9	4	00:10:25	75.00%
10	4	00:16:28	25.00%
11	4	00:19:28	25.00%
12	3	00:18:08	66.67%
13	2	00:10:51	50.00%
14	7	00:13:44	57.14%
15	1	00:15:41	0.00%
16	1	00:19:47	0.00%
17	3	00:14:51	33.33%
18	4	00:13:15	50.00%
19	2	00:07:25	100.00%
20	3	00:20:06	33.33%
21	3	00:12:05	66.67%
22	1	00:11:30	0.00%
23	2	00:13:52	0.00%

### Average Transport Units Available per Hour

0600	0700	0800	0900	1000	1100	1200	1300	1400	1500	1600	1700
14.05	15.95	17.35	18.05	19.91	20.74	21.17	21.19	21.19	21.21	20.23	19.47
1800	1900	2000	2100	2200	2300	0000	0100	0200	0300	0400	0500
19.85	19.65	18.21	15.95	14.71	13.95	13.00	12.89	12.35	12.21	13.02	13.65

# 29

Transports

# 59.18%

Transport Rate

Note:

- 1) Responses recorded as over 30 minutes can be inaccurate. Estimated inaccuracy rate currently: 30%
- 2) "0%" for fractile may be due to no calls during that period
- 3) Incidents counted are those in which CCEMS arrived or staged



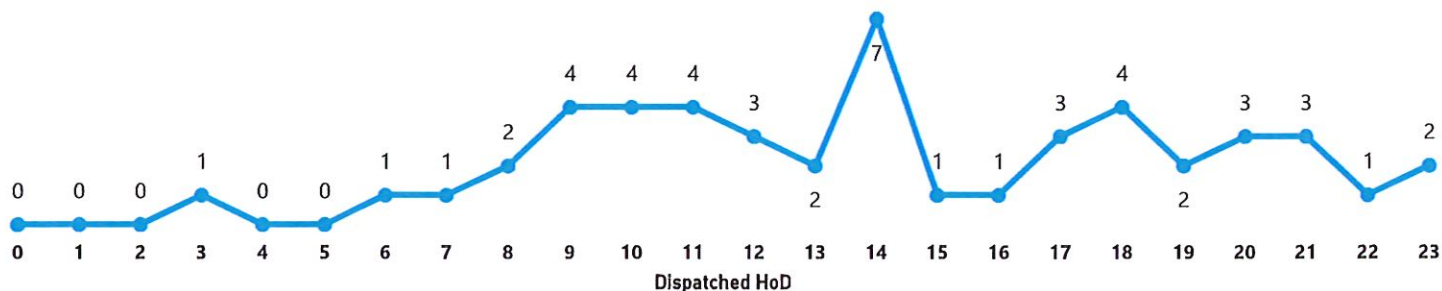
# Charleston County EMS

## Incident Data - Town of Kiawah

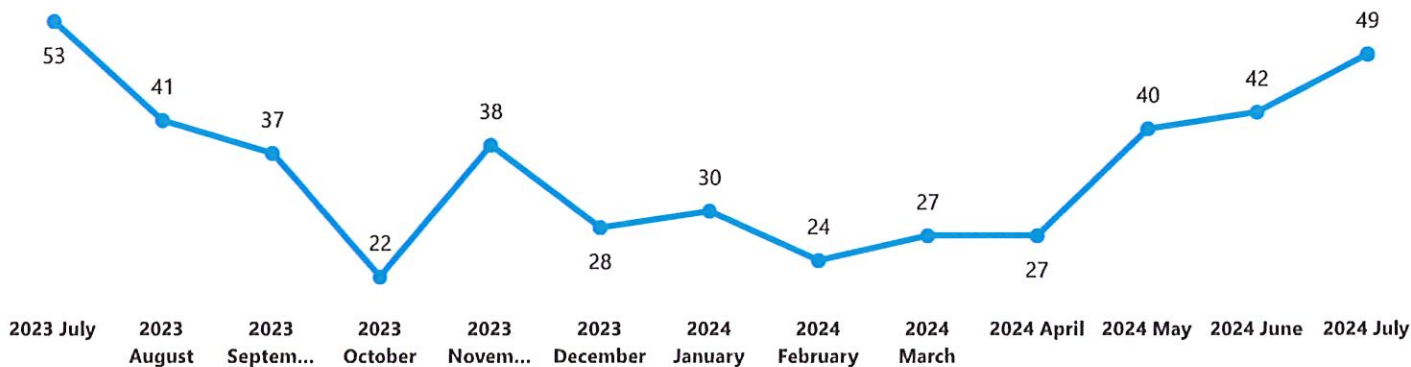
Month  Year




Total Number Incidents by Hour of Day for Report Month



Total Incidents by Month - Past 12 Months



Total Incidents by Full Calendar Year



Report Month by Years Past

Year	Incidents	Daily	Avg Resp Time	Fractile	% > 20min	Avg. Daily Total Staffed Hours
2024	49	1.58	00:14:38	42.86%	14.29%	410
2023	53	1.71	00:13:37	58.49%	18.87%	413
2022	51	1.65	00:15:35	49.02%	29.41%	377
2021	41	1.32	00:14:27	48.78%	24.39%	381
2020	28	0.90	00:21:30	28.57%	53.57%	326
2019	36	1.16	00:13:38	41.67%	19.44%	352

\*Note: Incidents counted are those in which CCEMS arrived or staged



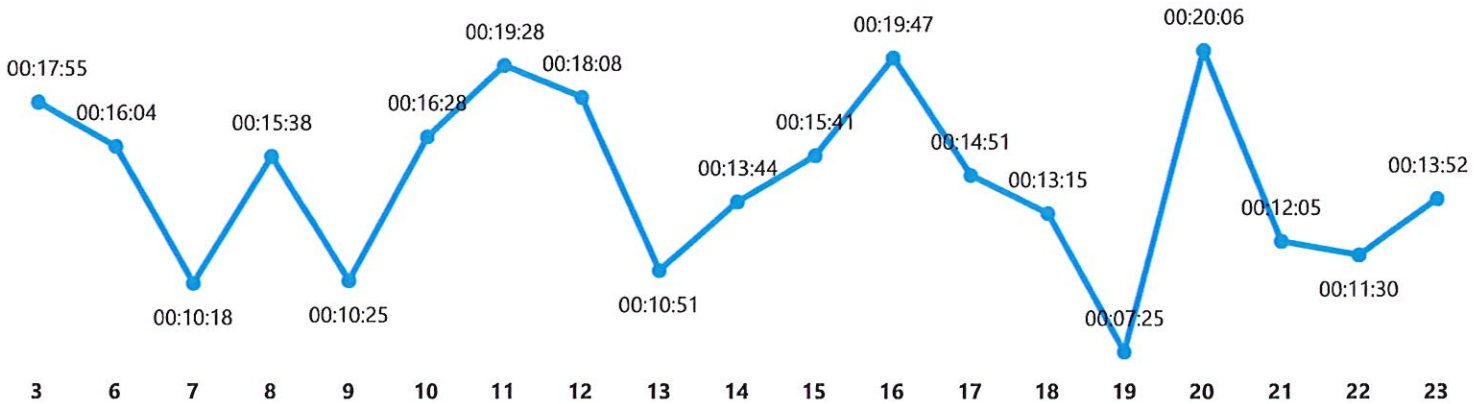
# Charleston County EMS Response Time Data



Month  Year

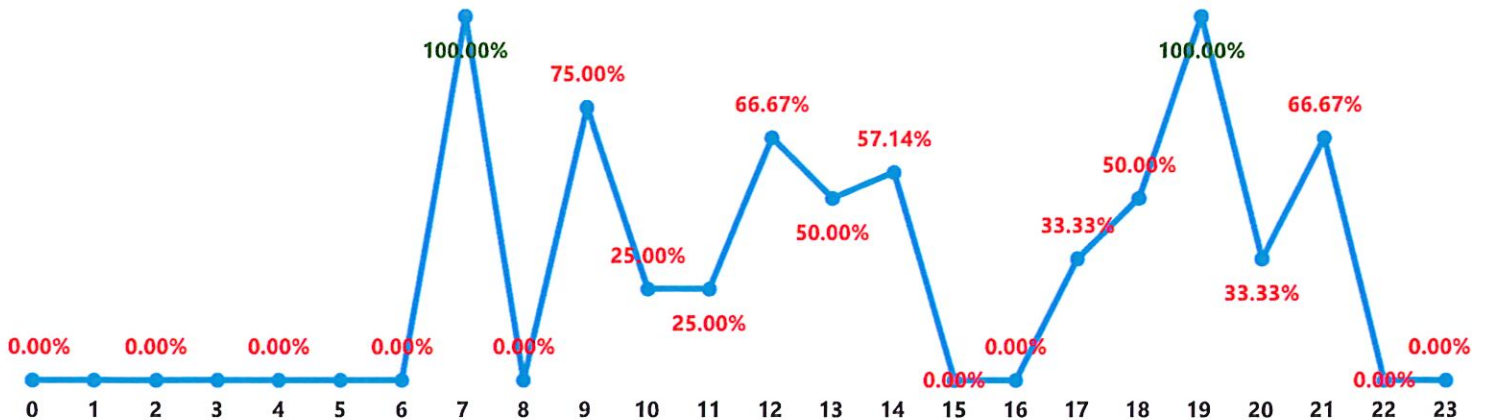
Avg. Response Time HH:MM:SS	Sum of Responses 20m & >	Sum of Responses 30m & >	Sum of Responses 40m & >
<b>00:14:38</b>	<b>7</b>	<b>3</b>	<b>0</b>

## Average Response Time by Hour of Day for Report Month



## Combined Fractile by Hour of Day

See Note Below



Note:

- 1) Responses recorded as over 30 minutes can be inaccurate. Estimated inaccuracy rate currently: 30%
- 2) "0%" for fractile may be due to no calls during that period

## August 2024 Beach Patrol Activity

Enforcement	Subcategory	Verbal Warning	Written Warning	Citation	Violation Total
	Alcohol 15-208				0
	Alligator 15-501				0
	Beached Boat 16-803				0
	Beach Fire 15-105				0
	Build Permit				0
	Business License				0
	Critical Habitat 16-604	9	1		10
	Disorderly 15-204			1	1
	Drone 7-302	1			1
	Dune 16-304	29			29
	Fireworks 15-209				0
	Glass 16-818	15			15
	Harass Animal 16-810	4			4
	Leash 7-201	44	12	10	66
	Lights 16-107				0
	Littering 15-212				0
	Narcotics 15-213				0
	Noise 15-306				0
	Nudity 16-806				0
	Other	4			4
	Parking 13 -103				0
	Personal Article Storage 8-119				0
	Plastic 14-402	2			2
	Shovel 16-409	13			13
	Storage 16-805		5		5
	STR Bikes   Beach Gear 14-506f				0
	STR Parking 14-506d				0
	STR Parking 14-506d(1)				0
	STR Parking 14-506d(5)				0
	STR Trash 14-506e(1)				0
	Swim Wade 15-314	15			15
	Trespass 15-119				0
	Vehicle 16-302b	11	3		14
	<b>Total:</b>	<b>147</b>	<b>21</b>	<b>11</b>	<b>179</b>

Other Activity	Subcategory	Total
Rescue	Person	1
	Boat	
Medical Call	Major Medical	3
	Minor Medical	15
	Jellyfish	4
	Stingray	12
Missing Persons		2
Prevention		19
Public Assist		70
Wildlife		44

## 2024 Beach Patrol Activity

Enforcement	Subcategory	Verbal Warning	Written Warning	Citation	Violation Total
	Alcohol 15-208	0	0	0	0
	Alligator 15-501	0	0	1	1
	Beached Boat 16-803	3	0	0	3
	Beach Fire 15-105	0	0	0	0
	Build Permit	0	0	1	1
	Business License	1	0	1	2
	Critical Habitat 16-604	135	9	2	146
	Disorderly 15-204	7	0	2	9
	Drone 7-302	17	0	1	18
	Dune 16-304	202	1	0	203
	Fireworks 15-209	0	1	0	1
	Glass 16-818	84	2	0	86
	Harass Animal 16-810	16	0	0	16
	Leash 7-201	294	34	20	348
	Lights 16-107	4	0	0	4
	Littering 15-212	1	0	0	1
	Narcotics 15-213	0	0	0	0
	Noise 15-306	1	0	0	1
	Nudity 16-806	3	0	2	5
	Other	22	0	1	23
	Parking 13 -103	12	2	12	26
	Personal Article Storage 8-119	0	2	0	2
	Plastic 14-402	2	0	0	2
	Shovel 16-409	61	0	0	61
	Storage 16-805	1	16	0	17
	STR Bikes   Beach Gear 14-506f	0	0	0	0
	STR Parking 14-506d	0	0	0	0
	STR Parking 14-506d(1)	0	0	0	0
	STR Parking 14-506d(5)	0	0	0	0
	STR Trash 14-506e(1)	0	0	0	0
	Swim Wade 15-314	61	0	0	61
	Trespass 15-119	0	0	0	0
	Vehicle 16-302b	52	5	0	57
	Total:	<b>979</b>	<b>72</b>	<b>43</b>	<b>1094</b>

Other Activity	Subcategory	Total
Rescue	Person	3
	Boat	2
Medical Call	Major Medical	15
	Minor Medical	57
	Jellyfish	11
	Stingray	74
Missing Persons		8
Prevention		86
Public Assist		530
Wildlife		351

## August 2024 Evening Enforcement Activity

Enforcement	Subcategory	Verbal Warning	Written Warning	Citation	Violation Total
	Alcohol 15-208				0
	Alligator 15-501				0
	Beached Boat 16-803				0
	Beach Fire 15-105				0
	Build Permit				0
	Business License				0
	Critical Habitat 16-604				0
	Disorderly 15-204				0
	Drone 7-302				0
	Dune 16-304	8		3	11
	Fireworks 15-209				0
	Glass 16-818	1			1
	Harass Animal 16-810				0
	Leash 7-201	6	2	3	11
	Lights 16-107	31			31
	Littering 15-212		5		5
	Narcotics 15-213				0
	Noise 15-306	5			5
	Nudity 16-806				0
	Other	4	1		5
	Parking 13-103				0
	Personal Article Storage 8-119		43	1	44
	Plastic 14-402				0
	Shovel 16-409				0
	Storage 16-805	1			1
	STR Bikes   Beach Gear 14-506f		125	8	133
	STR Parking 14-506d		4		4
	STR Parking 14-506d(1)		4		4
	STR Parking 14-506d(5)		3	1	4
	STR Trash 14-506e(1)		2		2
	Swim Wade 15-314				0
	Trespass 15-119			3	3
	Vehicle 16-302b				0
	Total:	56	189	19	264

Other Activity	Subcategory	Total
Follow-Up for Day Shift	Other	18
	Permit Question	5
	STR Question	2
Rescue	Person	
	Boat	1
Medical Call	Major Medical	1
	Minor Medical	
	Jellyfish	
	Stingray	1
Missing Persons		1
Prevention		4
Public Assist		4
Wildlife		3

## 2024 Evening Enforcement Activity

Enforcement	Subcategory	Verbal Warning	Written Warning	Citation	Violation Total
	Alcohol 15-208	13	0	0	13
	Alligator 15-501	0	0	1	1
	Beached Boat 16-803	0	0	0	0
	Beach Fire 15-105	1	0	0	1
	Build Permit	0	0	0	0
	Business License	1	0	0	1
	Critical Habitat 16-604	1	0	0	1
	Disorderly 15-204	1	0	0	1
	Drone 7-302	1	0	0	1
	Dune 16-304	13	0	3	16
	Fireworks 15-209	5	1	0	6
	Glass 16-818	10	0	0	10
	Harass Animal 16-810	1	0	0	1
	Leash 7-201	26	7	6	39
	Lights 16-107	201	2	0	203
	Littering 15-212	1	47	0	48
	Narcotics 15-213	2	0	9	11
	Noise 15-306	22	3	0	25
	Nudity 16-806	0	0	0	0
	Other	12	6	2	20
	Parking 13-103	2	0	2	4
	Personal Article Storage 8-119	0	158	2	160
	Plastic 14-402	0	0	0	0
	Shovel 16-409	2	0	0	2
	Storage 16-805	1	2	0	3
	STR Bikes   Beach Gear 14-506f	2	522	13	537
	STR Parking 14-506d	3	34	1	38
	STR Parking 14-506d(1)	0	22	0	22
	STR Parking 14-506d(5)	1	14	2	17
	STR Trash 14-506e(1)	0	15	1	16
	Swim Wade 15-314	0	0	0	0
	Trespass 15-119	0	0	3	3
	Vehicle 16-302b	0	0	0	0
	Total:	<b>322</b>	<b>833</b>	<b>45</b>	<b>1200</b>

Other Activity	Subcategory	Total
Follow-Up for Day Shift		
	Other	86
	Permit Question	33
	STR Question	31
Rescue		
	Person	0
	Boat	6
Medical Call		
	Major Medical	6
	Minor Medical	8
	Jellyfish	0
	Stingray	7
Missing Persons		4
Prevention		11
Public Assist		85
Wildlife		49

# KICA Security Report

## Monthly Statistics: August 2024

	2022	2023	2024
Deer Related Accidents (no personal injury)	0	0	1
False Residential Alarms	1	2	5
Vehicles passed through the Main Gate	207,381	206,389	201,039
Vehicles passed through the Vanderhorst Gate	118,233	115,371	102,028

### Non-Cost Passes Issued by Type

Day	4,118	3,644	4,186
Owner/Owner Guest	1,063	1,258	1,041
Renter	958	1,160	1,094
Commercial	1,573	1,488	1,481
Employee Paper Passes	80	69	83
Employee Decals	21	17	18
Special Events	832	414	379

### Cost Passes Issued by Type

4 Wheel Decal	222	208	229
6 Wheel Decal	20	17	13
7+ Wheel Decal	4	3	7
Commercial Employee Decal	43	48	53
4 Wheel Day Pass	2,255	2,107	2,243
6 Wheel Day Pass	427	405	117
7+ Wheel Day Pass	118	131	142

### Covenant Violations

Verbal Contacts	256	53	144
Written Warnings	10	8	22
Penalty Citations	26	62	179
Total Violations	292	123	345

## Rule Violation By Category Comparison

### January-August 2024

Category	Number 2022	Number 2023	Difference	% Change	Number 2023	Number 2024	Difference	%Change	Number 2022	Number 2024	Difference	% Change
After Commercial Hours	6	4	-2	-33.3%	4	107	103	2575.0%	6	107	101	1683.3%
Animals	1	1	0	0.0%	1	0	-1	-100.0%	1	0	-1	-100.0%
Bicycles/Joggers on Road	22	8	-14	-63.6%	8	48	40	500.0%	22	48	26	118.2%
Boat at Residence	11	5	-6	-54.5%	5	6	1	-83.3%	11	6	-5	-45.5%
Camper/RV at Residence	0	1	1	100.0%	1	7	6	-14.3%	0	7	7*	700.0%
Fireworks	0	0	0	0.0%	0	0	0	0.0%	0	0	0	0.0%
Misc. Items	1,010	152	-858	-85.0%	152	225	73	-48.0%	1,010	225	-785	-77.7%
Noise	14	27	13	92.9%	27	5	-22	-81.5%	14	5	-9	-64.3%
Parking Violations	444	648	204	45.9%	648	1,629	981	151.4%	444	1,629	1,185	266.9%
Pass Violations	68	67	-1	-1.5%	67	228	161	240.3%	68	228	160	235.3%
Trailer at Residence	8	19	11	137.5%	19	163	144	757.9%	8	163	155	1937.5%
<b>Total</b>	<b>1,584</b>	<b>932</b>	<b>-652</b>	<b>-41.2%</b>	<b>932</b>	<b>2,418</b>	<b>1,486</b>	<b>159.4%</b>	<b>1,584</b>	<b>2,418</b>	<b>834</b>	<b>52.7%</b>

\* Number higher due to reclassification of some categories